

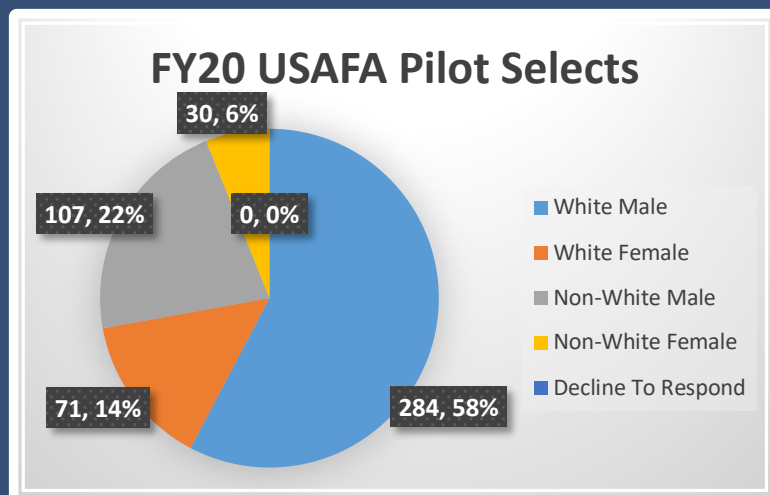
CURRENT STATE

Current Rated Demographics (Active Duty O1-05)

Population	Pilots	Navigators	ABM	RPA
Women	6.87% (+0.13%)	11.55% (+0.49%)	19.2% (+.33%)	6.9% (No Change)
Black	1.20% (-0.72%)	3.90% (+0.89%)	8.9% (+1.0%)	3.90% (+0.42%)
Asian	2.10% (-0.41%)	3.10% (-0.18%)	6.2% (-1.5%)	2.60% (-1.06%)
Multiple Races	4.70% (+2.11%)	5.50% (+2.46%)	4.3% (-0.72%)	3.90% (+0.47%)
Hispanic	5.13% (+0.2%)	7.59% (+0.21%)	8.8% (+0.91%)	8.71% (+0.79%)
Declined to respond	18.26% (+1.44%)	11.03% (No change)	10.51% (+0.1%)	14.87% (+0.43%)

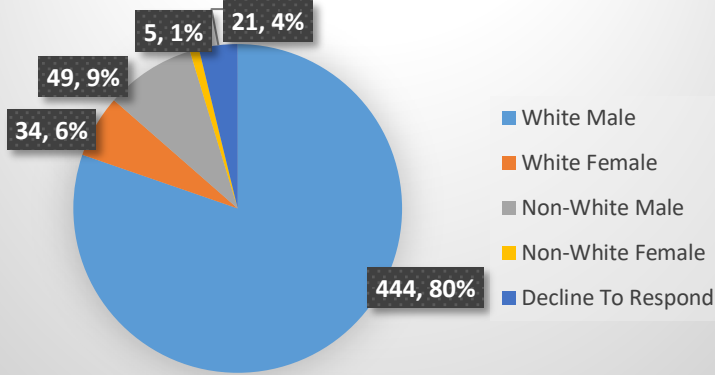
*Source: AFPC CAO 8 March 2021

FY20 PILOT SELECT DEMOGRAPHICS



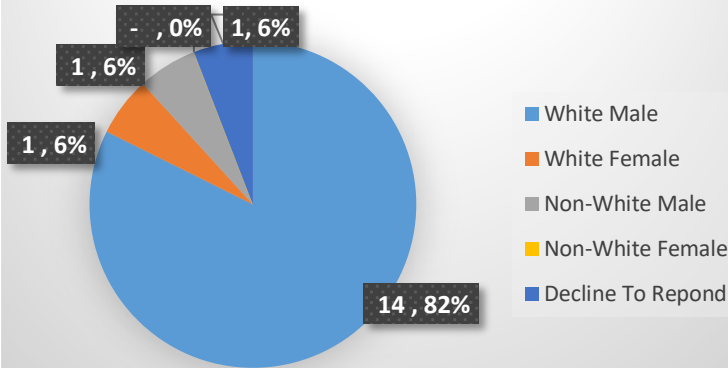
USAFA		
	FY19	FY20
White Male	58.0%	57.7%
White Female	12.0%	14.4%
Non-White Male	23.8%	21.7%
Non-White Female	6.2%	6.1%
Decline to Respond	0%	0%

FY20 AFROTC Pilot Selects



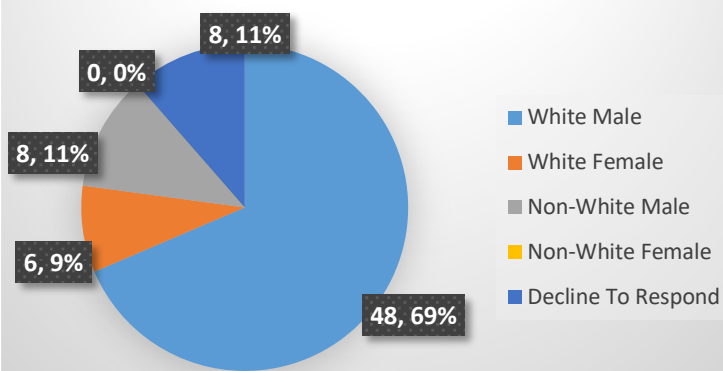
OTS		
	FY19	FY20
White Male	64.9%	82%
White Female	12.8%	5.9%
Non-White Male	13%	6%
Non-White Female	3%	0.0%
Decline to Respond	6%	6%

FY20 AFRS OTS Pilot Selects



AFROTC		
	FY19	FY20
White Male	75.8%	79.9%
White Female	7.6%	6.1%
Non-White Male	15.4%	9%
Non-White Female	1.1%	1%
Decline to Respond	6%	4%

FY20 UFT Board Pilot Selects



UFT Crossflow		
	FY19	FY20
White Male	68.1%	77.4%
White Female	8.8%	9.7%
Non-White Male	13.2%	12.9%
Non-White Female	2.2%	0.0%
Decline to Respond	7.7%	11%